

Scaled data based on original data using
LM-79-08 Approved Method: Electrical and Photometric Measurements of Solid-
State Lighting Products

Test Report Prepared for
Cooper Lighting Solutions
(formerly Eaton)

Brand: STREETWORKS

Report Number: P945776

Luminaire Tested: **GLAN-SB1C-850-U-5NQ**

Issue Date: 1/21/2025

Test Information

Test Method: LM-79-08
Report Number: P945776
TEST IS SCALED FROM IESNA LM-79-08 TEST DATA (G2-2411-289-18)
Test Lab: INNOVATION CENTER
Issue Date: 1/21/2025
Manufacturer: COOPER LIGHTING SOLUTIONS (FORMERLY EATON)
Product Line: STREETWORKS
Catalog Number: GLAN-SB1C-850-U-5NQ
Description: GALLEON AREA AND ROADWAY HIGH DENSITY LED LUMINAIRE
(1) 80 CRI, 5000K, 615mA LIGHTSQUARE WITH 26 LEDS AND TYPE V NARROW OPTICS
Light Source: -
Ballast/Driver: -

Summary

Lumens per Lamp: N/A
Luminaire Lumens: 7509 lumens
Efficiency: N/A
Efficacy: 138.0 lumens/watt
Luminous Opening: Rectangular (W 0.5' x L: 0.5' x H: 0')
IES Classification: Type V - Short
BUG Rating: B3 - U0 - G1

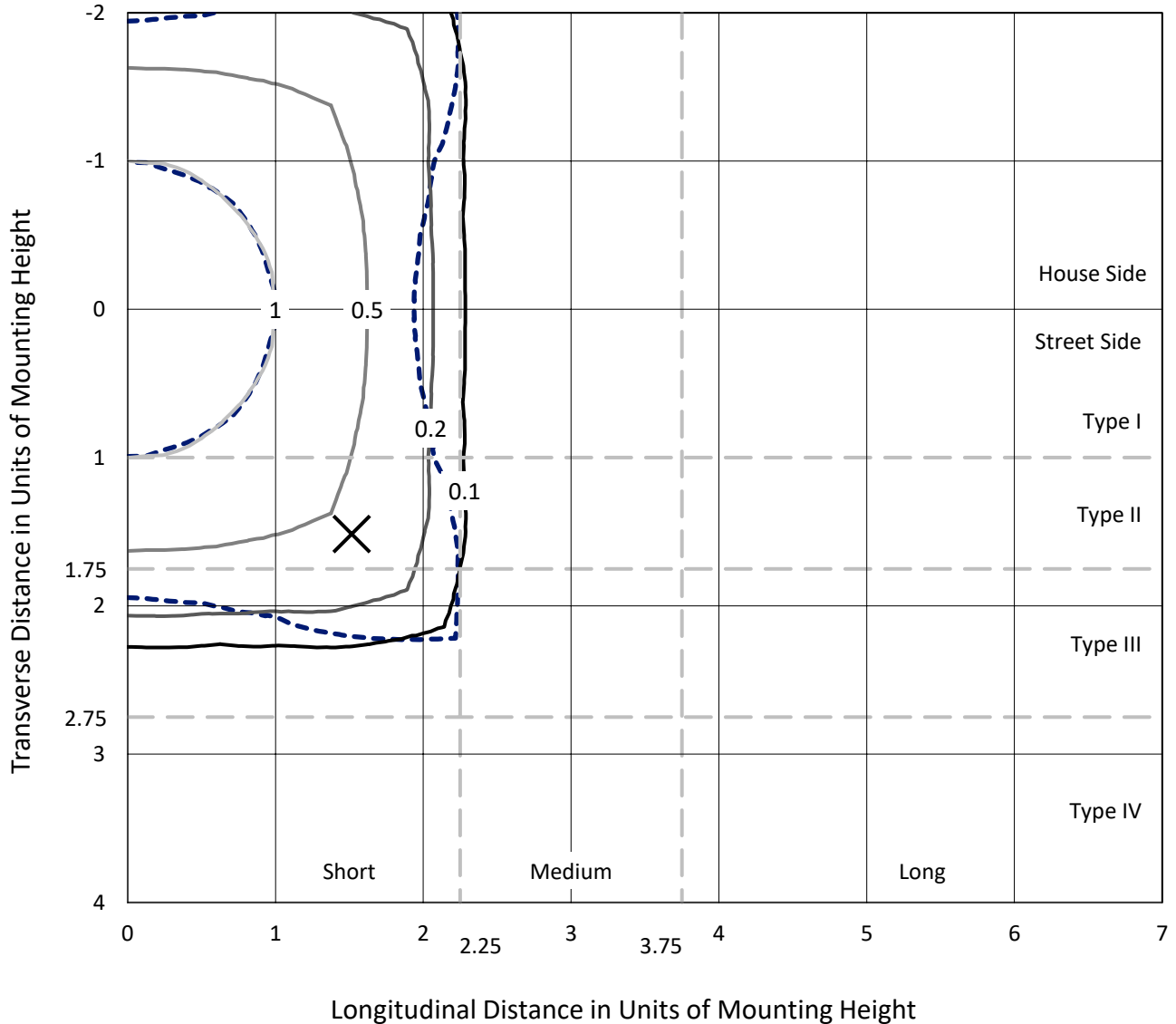
Input Watts (W): 54.4
Input Voltage (V): NR
Input Current (Ain): NR
Voltage Rise (V): NR
Power Factor: NR
Total Harmonic Distortion (THDi): NR
Frequency (hertz): 60
Stabilization Time: NR
Operation Time: NR
Ambient Temperature (°C): NR
Test Distance: 24 FT



REPORT NUMBER: P945776
 CATALOG NUMBER: GLAN-SB1C-850-U-5NQ

Iso-Footcandle Lines of Horizontal Illumination

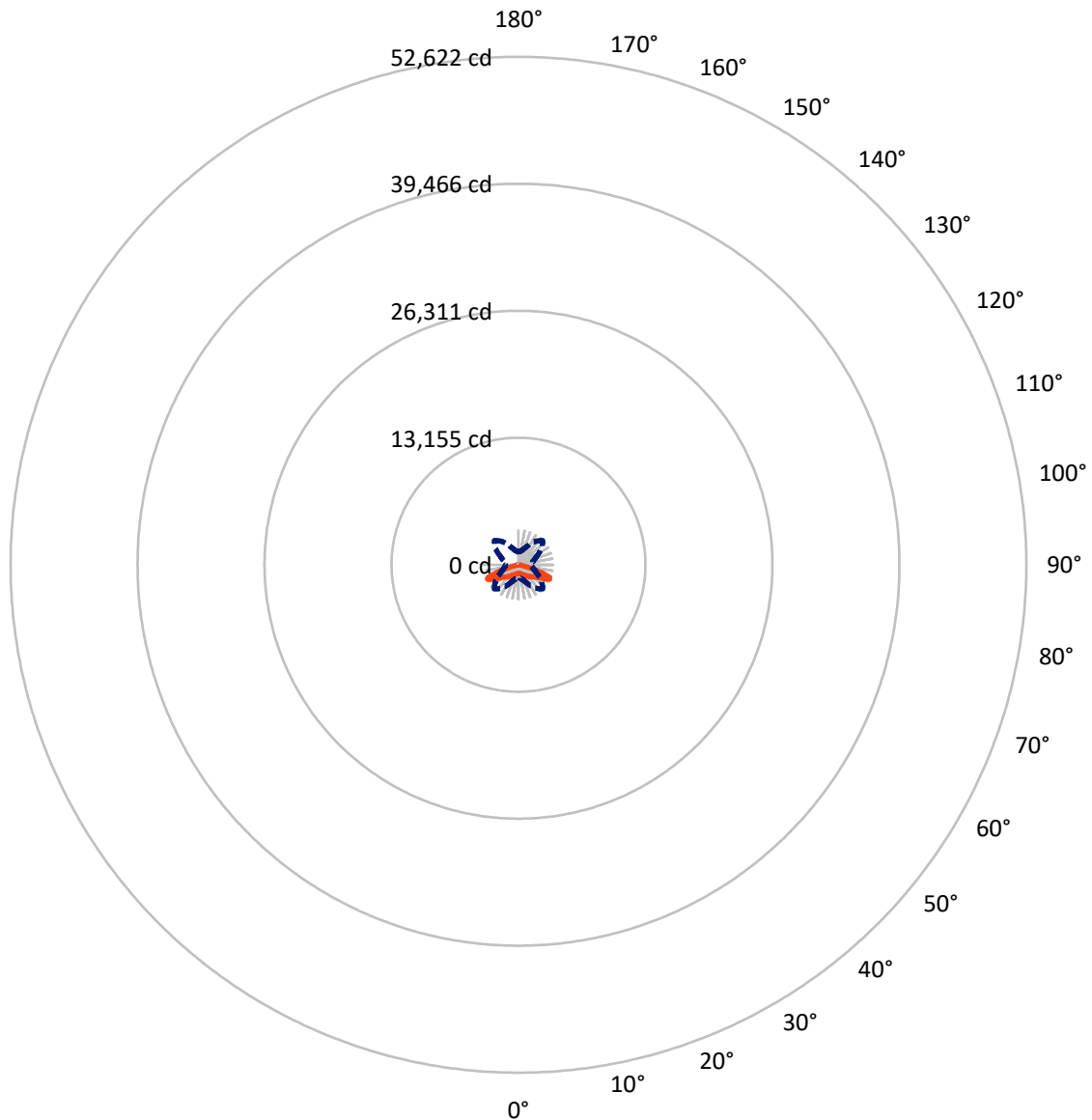
× Max cd
 - - - 1/2 Max cd



Based on 25 foot mounting height. Maximum calculated value = 1.5 fc
 Type V - Short - N/A

REPORT NUMBER: P945776
CATALOG NUMBER: GLAN-SB1C-850-U-5NQ

Luminous Intensity Polar Plot



— Vertical Plane Through 45-Deg Lateral - - - Horizontal Cone Through 65-Deg Vertical

REPORT NUMBER: P945776
 CATALOG NUMBER: GLAN-SB1C-850-U-5NQ

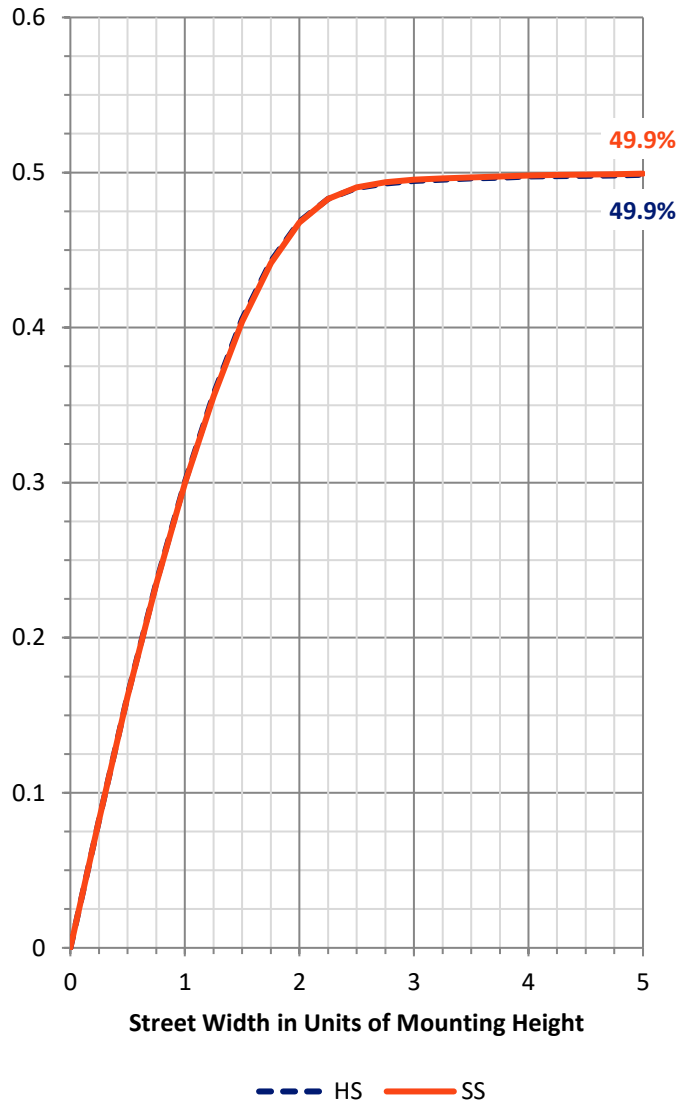
FLUX DISTRIBUTION:

		Downward	Upward	Total
House Side	Lumens	3754.5	0.0	3754.5
	% Fixture	50.0	0.0	50.0
Street Side	Lumens	3754.5	0.0	3754.5
	% Fixture	50.0	0.0	50.0
Total	Lumens	7509.0	0.0	7509.0
	% Fixture	100.0	0.0	100.0

ZONAL LUMENS:

Zone	Lumens	% Fixture
0°-10°	88.2	1.2
10°-20°	287.8	3.8
20°-30°	543.4	7.2
30°-40°	889.7	11.8
40°-50°	1379.6	18.4
50°-60°	2037.9	27.1
60°-70°	1939.9	25.8
70°-80°	313.0	4.2
80°-90°	29.5	0.4
90°-100°	0.0	0.0
100°-110°	0.0	0.0
110°-120°	0.0	0.0
120°-130°	0.0	0.0
130°-140°	0.0	0.0
140°-150°	0.0	0.0
150°-160°	0.0	0.0
160°-170°	0.0	0.0
170°-180°	0.0	0.0
0°-90°	7509.0	100.0
0°-180°	7509.0	100.0

Coefficient of Utilization



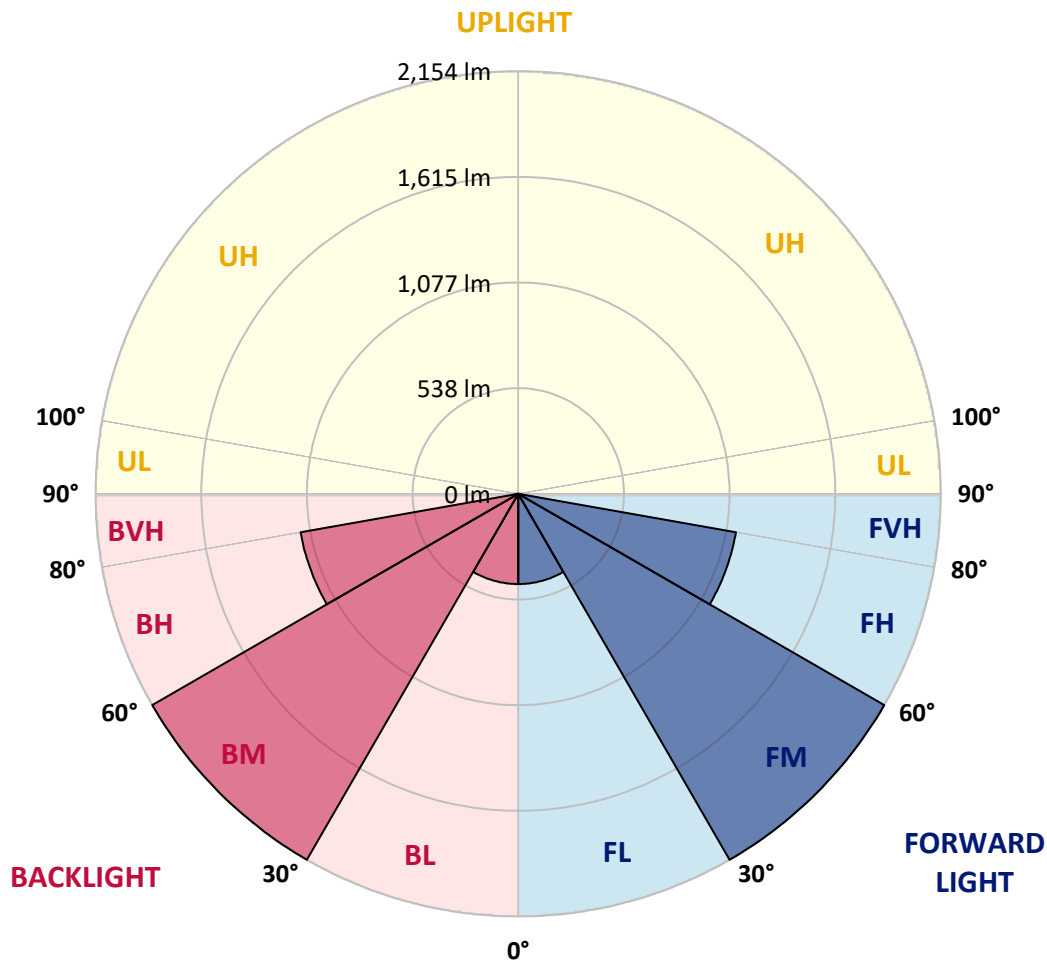
REPORT NUMBER: P945776
 CATALOG NUMBER: GLAN-SB1C-850-U-5NQ

LUMINAIRE CLASSIFICATION SYSTEM LUMEN TABLE AND BUG RATING:

Zone	Lumens	% Fixture	Zone Rating/Lumen Limit		
			B	U	G
FL (0°-30°)	459.7	6.1			
FM (30°-60°)	2153.6	28.7			
FH (60°-80°)	1126.5	15.0			G1/1800
FVH (80°-90°)	14.8	0.2			G1/100
BL (0°-30°)	459.7	6.1	B1/500		
BM (30°-60°)	2153.6	28.7	B2/2500		
BH (60°-80°)	1126.5	15.0	B3/2500		G1/1800
BVH (80°-90°)	14.8	0.2			G1/100
UL (90°-100°)	0.0	0.0		U0/0	
UH (100°-180°)	0.0	0.0		U0/0	

BUG Rating: B3-U0-G1

Type V Short



REPORT NUMBER: P945776
 CATALOG NUMBER: GLAN-SB1C-850-U-5NQ

CANDELA DISTRIBUTION (FULL):

	0°	5°	15°	25°	35°	45°	55°	65°	75°	85°
0°	893.6	893.6	893.6	893.6	893.6	893.6	893.6	893.6	893.6	893.6
2.5°	899.7	896.7	898.9	897.0	895.5	894.0	894.8	897.4	898.5	898.9
5°	911.7	909.1	910.2	910.2	907.6	906.8	907.2	909.1	911.4	911.4
7.5°	931.3	928.7	931.3	929.8	927.6	926.8	926.4	927.9	931.3	931.3
10°	955.1	952.0	953.5	952.8	950.2	949.0	948.7	950.9	953.9	953.5
12.5°	981.1	977.7	979.5	977.3	976.5	975.4	975.4	975.0	976.9	975.4
15°	1010.1	1007.8	1008.6	1007.0	1008.2	1007.4	1004.4	1002.9	1003.7	1001.4
17.5°	1044.3	1039.1	1041.7	1041.0	1041.0	1042.5	1037.6	1035.7	1037.2	1034.9
20°	1083.9	1078.6	1079.8	1078.3	1076.4	1077.9	1071.8	1073.4	1074.5	1073.0
22.5°	1127.2	1120.4	1120.1	1120.8	1116.7	1117.1	1112.9	1116.7	1118.9	1114.8
25°	1171.7	1164.5	1169.4	1167.5	1162.3	1163.4	1160.4	1164.2	1166.0	1160.8
27.5°	1218.8	1213.9	1218.4	1219.5	1213.1	1217.6	1213.1	1216.5	1218.4	1210.5
30°	1273.8	1268.9	1273.0	1276.0	1268.5	1275.7	1271.9	1274.2	1274.5	1265.1
32.5°	1333.7	1326.2	1336.7	1338.2	1329.9	1338.6	1333.7	1336.7	1338.6	1325.8
35°	1406.8	1397.4	1409.4	1407.5	1400.4	1407.5	1403.0	1407.5	1412.1	1396.6
37.5°	1485.5	1475.7	1488.5	1485.1	1478.4	1483.3	1480.6	1483.6	1490.8	1474.2
40°	1572.2	1560.1	1577.4	1571.4	1565.0	1564.3	1565.8	1567.6	1577.1	1558.6
42.5°	1664.8	1652.0	1678.0	1668.6	1659.6	1653.5	1658.4	1662.2	1671.3	1650.5
45°	1770.7	1756.0	1789.9	1778.6	1764.3	1751.9	1759.8	1765.4	1778.6	1753.8
47.5°	1887.5	1870.9	1907.1	1903.7	1880.3	1853.2	1871.3	1887.5	1897.3	1867.2
50°	2001.7	1988.9	2036.3	2040.5	2011.8	1973.8	1999.0	2023.5	2026.2	1986.6
52.5°	2108.7	2095.8	2164.8	2190.8	2165.2	2120.0	2146.7	2171.6	2151.6	2100.4
55°	2194.2	2183.6	2271.4	2338.5	2347.1	2309.8	2325.7	2324.9	2259.4	2180.6
57.5°	2214.9	2213.4	2324.2	2466.2	2556.6	2561.1	2529.9	2450.0	2308.7	2202.8
60°	2120.7	2130.1	2282.3	2532.9	2774.0	2874.2	2739.0	2511.0	2252.6	2105.6
62.5°	1838.9	1863.8	2047.2	2451.5	2949.6	3234.4	2906.6	2418.3	2022.0	1830.2
65°	1317.9	1361.2	1563.9	2092.1	2933.7	3550.8	2882.5	2075.1	1579.0	1357.8
67.5°	597.9	642.0	814.2	1432.4	2550.2	3465.0	2544.2	1447.5	854.8	644.2
70°	216.6	224.2	279.5	573.4	1629.8	2760.8	1699.5	577.6	297.3	238.9
72.5°	131.1	132.2	143.9	205.3	566.3	1676.2	590.4	212.1	146.9	130.4
75°	83.3	82.5	102.5	125.5	200.8	565.5	210.6	125.5	102.1	93.1
77.5°	59.9	61.8	73.5	93.8	126.6	191.8	124.3	89.7	73.5	60.3
80°	44.8	46.0	53.5	73.1	88.9	119.4	79.1	66.3	55.4	37.7
82.5°	32.4	32.4	35.0	53.1	54.3	64.4	42.9	46.7	36.5	26.7
85°	19.2	18.8	21.9	31.6	28.3	23.7	19.6	28.6	23.0	16.6
87.5°	6.8	7.2	6.8	9.0	7.5	6.4	6.0	7.9	6.4	5.7
90°	0.0	0.0	0.0	0.0	0.0	0.0	0.0	0.0	0.0	0.0

(END C

90°
893.6
898.9
911.4
930.2
952.8
976.2
1001.8
1036.8
1076.4
1118.9
1166.8
1216.5
1270.8
1334.4
1406.0
1484.4
1564.6
1661.5
1766.6
1877.3
1991.5
2101.9
2183.3
2196.1
2088.3
1818.9
1341.6
634.8
235.8
132.6
93.8
61.4
38.8
26.7
16.2
5.3
0.0

OF REPORT)